

CSR

## Basic Data

### Corporate Overview

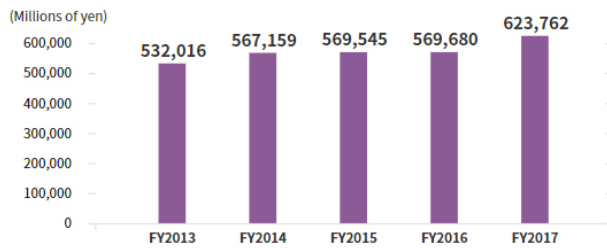
Corporate Name	Nomura Real Estate Holdings, Inc.
Head Office	Shinjuku Nomura Building, 1-26-2 Nishi-Shinjuku, Shinjuku-ku, Tokyo 163-0566, Japan
Business Overview	The Nomura Real Estate Group's main business comprises Residential Development Business, Leasing Business, Investment Management Business, Property Brokerage & CRE Business, Property & Facility Management Business  Please refer to the link for details.
Activity Area	Japan, China, Thailand, Vietnam, Philippines and Singapore
Capital	¥ 117,072,789,750 (as of March 31, 2018)
Number of Employees	6,636 (as of March 31, 2018 on a consolidated basis)
Suppliers	The Nomura Real Estate Group's main suppliers include design and construction companies, service providers, and so on
Number of Group Companies	43 affiliated companies (25 consolidated subsidiaries, and 18 affiliates and unconsolidated subsidiaries accounted for using the equity method)

\* There have been no major changes in the above data following fiscal 2017 in relation to organization structure, ownership, or scale.

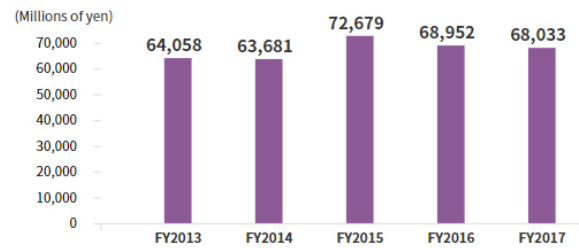
## Financial Status

on a consolidated basis

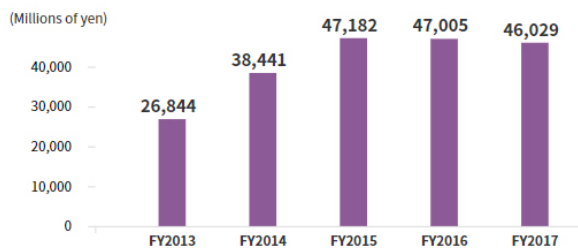
### Revenue from Operation



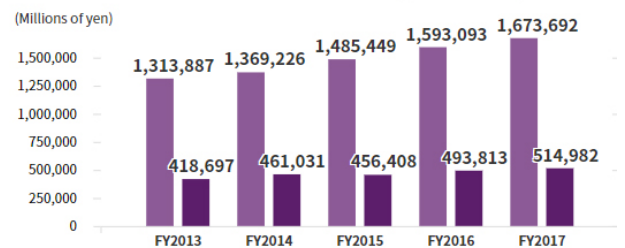
### Ordinary Profit



### Net Income



### Total Assets / Net Assets



## Employment Data

### Numbers of Employees (as of April 1)

	FY2016	FY2017	FY2018
<b>Employees</b>	6,485	6,728	6,931
<b>Men</b>	4,686	4,804	4,869
<b>Women</b>	1,799	1,924	2,062
<b>(Female employee ratio (%))</b>	27.74	28.60	29.75
<b>Permanent employees</b>	5,190	6,006	6,173
<b>Temporary employees</b>	1,295	722	758

\* The number of employees excludes persons dispatched outside the Group, and includes persons dispatched to the Group.

## New Graduate Employees and Female Employee Ratio (Employment Start Date of April 1)

	<b>FY2016</b>	<b>FY2017</b>	<b>FY2018</b>
<b>New employees</b>	274	247	256
<b>Men</b>	167	166	168
<b>Women</b>	107	81	88
<b>Female employee ratio (%)</b>	39.05	32.79	34.38